



The Falmouth Historical Society

Online Presence

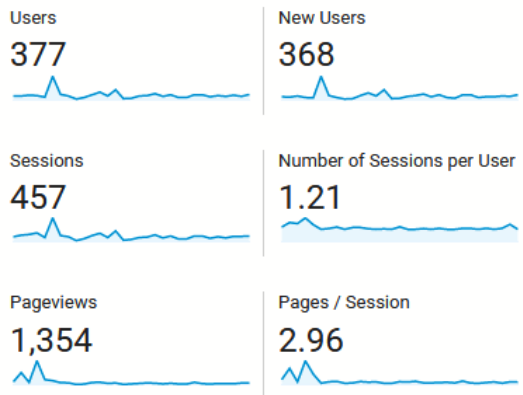
June 1, 2021

Website Activity

May 2021 – “Who”



Who are they?



How do they get here?

Device Category ?	Users ? ↓	New Users ?	Sessions ?
	377 % of Total: 100.00% (377)	368 % of Total: 100.00% (368)	457 % of Total: 100.00% (457)
1. desktop	241 (63.93%)	233 (63.32%)	313 (68.49%)
2. mobile	128 (33.95%)	128 (34.78%)	135 (29.54%)
3. tablet	8 (2.12%)	7 (1.90%)	9 (1.97%)

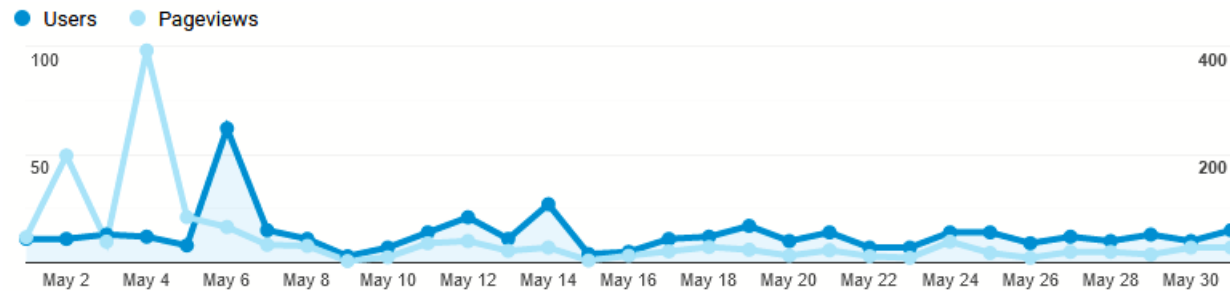
Country	Users	% Users
1. United States	67	84.81%
2. China	9	11.39%
3. France	1	1.27%
4. Cambodia	1	1.27%
5. Sri Lanka	1	1.27%

Where do they come from?

City	Users	% Users
1. Falmouth	13	16.05%
2. Portland	7	8.64%
3. Boston	6	7.41%
4. Shanghai	4	4.94%
5. South Portland	4	4.94%
6. Zhengzhou	3	3.70%
7. York	3	3.70%
8. (not set)	2	2.47%
9. Beijing	2	2.47%
10. Falmouth	2	2.47%

Website Activity

May 2021 – “Who”



How much are they viewing?

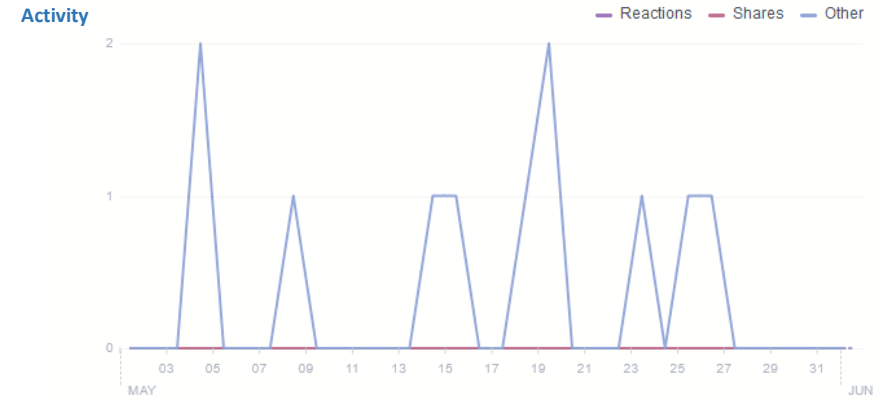
Page ?	Pageviews ? ↓	Unique Pageviews ?
	1,354 % of Total: 100.00% (1,354)	833 % of Total: 100.00% (833)
1. Home	269 (19.87%)	218 (26.17%)
2. About Falmouth	115 (8.49%)	99 (11.88%)
3. Archived Documents	66 (4.87%)	10 (1.20%)
4. 2021 Documents	29 (2.14%)	2 (0.24%)
5. February 2020 Board Meeting	29 (2.14%)	4 (0.48%)
6. May 2021 Board Meeting	25 (1.85%)	10 (1.20%)
7. Falmouth Historical Maps	23 (1.70%)	22 (2.64%)
8. March 2021 Board Meeting	21 (1.55%)	5 (0.60%)
9. Falmouth History References	19 (1.40%)	17 (2.04%)
10. 2021 Board and Annual Meetings	17 (1.26%)	6 (0.72%)

What are they viewing?

Facebook Activity

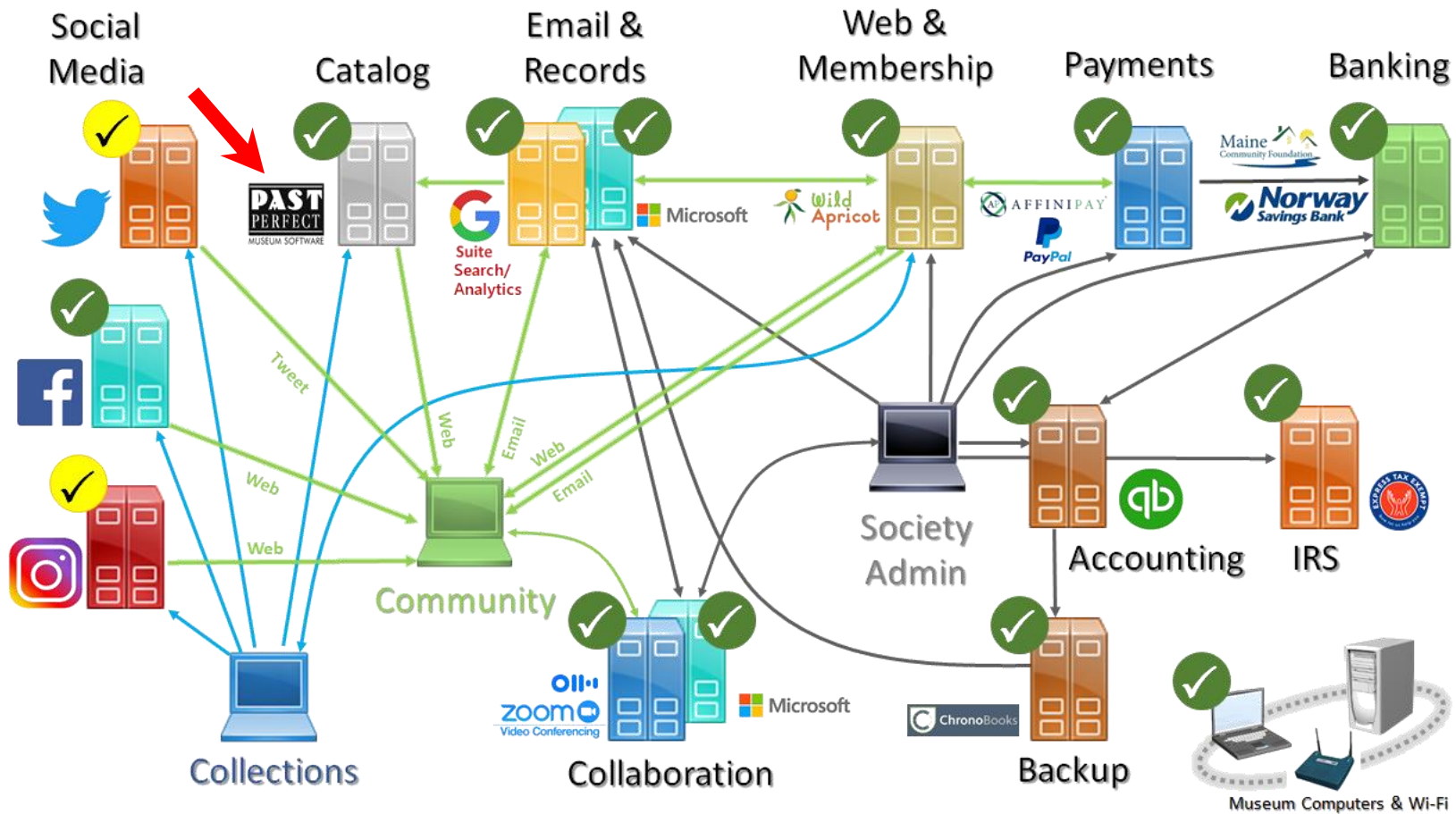
May 2021

(No posts in May)



System Status

June 2021



Activity

- Digital catalog development underway (PP)
- Website expansion underway